



# THE 49<sup>th</sup> JINHAN FAIR FOR HOME & GIFTS

## One-stop Sourcing Fair with 900 Manufacturers



扫一扫立即下载

21-27.04.2024

PWTC Expo, Guangzhou, China

 [www.jinhanfair.com](http://www.jinhanfair.com)



## Backstage Operation Guide for Visitors

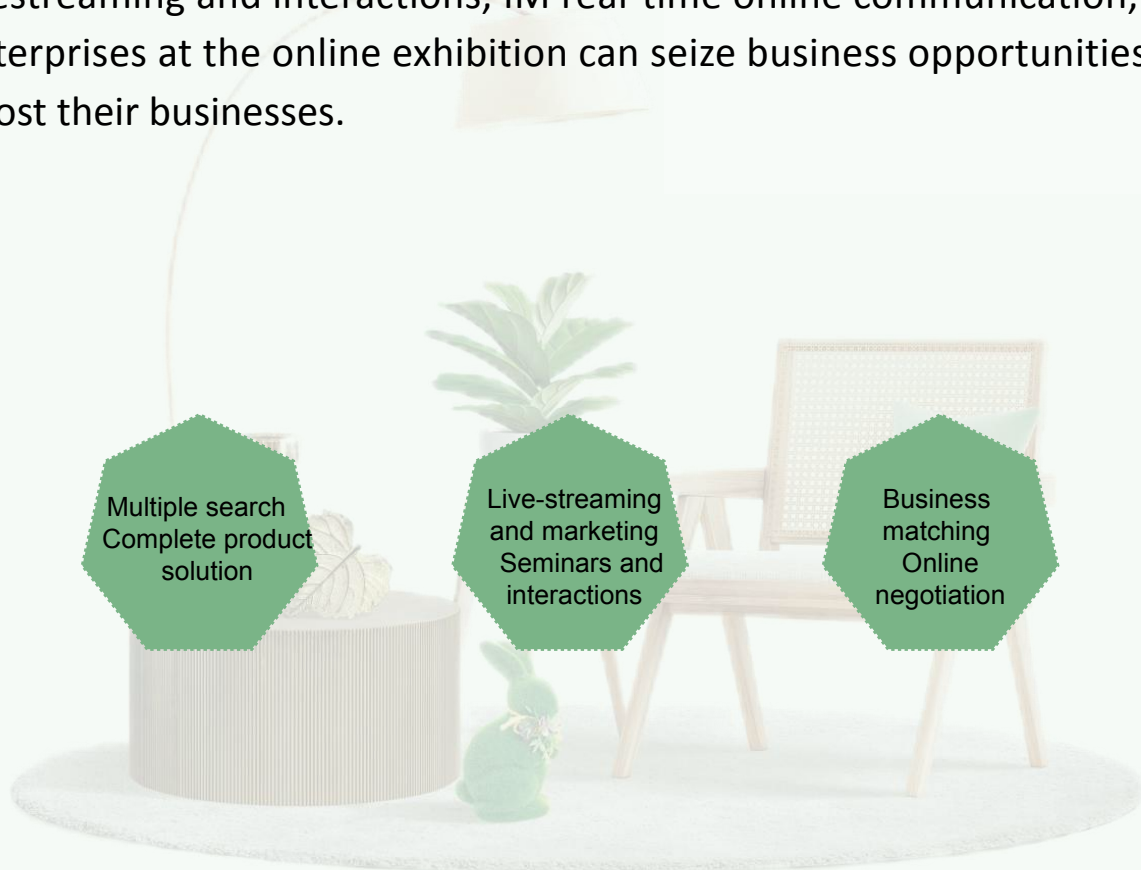
锦汉家居礼品展线上展

# 目录

Fair Overview	01
How to log in	02
How to register	03
How to register other colleagues	04
Procurement matchmaking	05
How to maintain "My Workstation"	07
Search exhibitors	10
Search exhibits	11
Business Moments	12
live broadcasting	13
Customer pool	14

## About 2024 Spring Guangzhou Jinhan Online Fair for Home & Gifts

Guangzhou Jinhan Online Fair for Home & Gifts goes virtual. Through the official website and intuitive app service, the fair comprehensively innovates online exhibiting and improves business opportunities, to allow exhibitors to proactively go online, display, communicate and cooperate with buyers, and accurately match with each other. Through communication on Business Moments, multi-dimensional displays, livestreaming and interactions, IM real-time online communication, etc., enterprises at the online exhibition can seize business opportunities and boost their businesses.



Multiple search  
Complete product  
solution

Live-streaming  
and marketing  
Seminars and  
interactions

Business  
matching  
Online  
negotiation

# How to log in

## Login methods

- ① **For users with an account :** Use “Email address + password” to log in directly
- ② **For users without an account :** Click “Register now” to create an account

**Login methods :** Mobile + password / mobile No. + verification code / e-mail + verification code

**Create an account**

**Login**

① Login By Email Login By Mobile

\* Email  
Please enter your email

\* Password  
Please enter the password

Forgot/Set Password?

Login

② Register Now

Online customer service

Login/register to agree [《Privacy agreement》](#)

You can log in with another account

in G

Recommended use Chrome Browser , To experience the best results

Tel: 0086(20)68999833  
Email: info@jinhanfair.com

# How to register

- ① Create an account
- ② Confirm email address
- ③ Fill in personal and company information
- ④ Fill out questionnaire
- ⑤ Complete

**Note:** For the first login, Click “Forget/set password” for password settings.

The main screenshot shows the Jinhan Fair Home & Gifts website. On the left is a banner for 'THE 49th JINHAN FAIR FOR HOME & GIFTS' with dates '21-27.04.2024' and location 'PWTC Expo, Guangzhou, China'. On the right is a 'Login' section with options for 'Login By Email' and 'Login By Mobile'. Below these are input fields for email and password, a 'Forgot/Set Password?' link, and a 'Login' button. A 'Register Now' button is also present, marked with a circled '1'. Below the registration button is a link for 'Online customer service' and a note to 'Login/register to agree 《Privacy agreement》'. At the bottom, it says 'You can log in with another account' and shows social media icons.

The detailed view at the bottom shows five steps of the registration process:

- ① Account information:** A form with an email input field, a verification slider, and a 'Continue' button. It includes a note: 'Registration Confirmation will be sent to your registered email address, please confirm the email is correct to ensure you will receive the confirmation successfully.' and a link to 'Online customer service'.
- ② Set password:** A form with password and confirm password input fields, and a 'Continue' button. It includes a link to 'Login/register to agree 《Privacy agreement》'.
- ③ Personal information:** A form with fields for name, country/region (dropdown), email, and mobile number, and a 'Continue' button. It includes a note: 'Fields marked with \* are mandatory and must be filled in.' and a link to 'Login/register to agree 《Privacy agreement》'.
- ④ Questionnaire:** (Not shown in detail, but indicated in the progress bar).
- ⑤ Complete registration:** (Not shown in detail, but indicated in the progress bar).

# How to register other colleagues

Click "Pre-register colleagues" on the Workstation

The screenshot displays the JINHAN FAIR Home & Gifts workstation interface. The top navigation bar includes the UFI logo, the event name, and user information (测试观众, Logout, Current identity: Visitors, CN). The left sidebar contains a menu with options: Home, Manage Online Sourcing M, Post Sourcing Requirement, Data analyse, Personal, Message, Online Service, Contacts, Inquiry Management, Biz Hub, Post Buying Leads, Biz hub management, Pre-register for others (highlighted), and Guide. The main content area shows a table with columns: Name, Email, Confirmation, Create Time, Status, and Operation. A circled '3' is above the table, and a circled '1' is above an 'Add a person' button. The table currently displays 'No Data'. An inset window, labeled with a circled '2', shows the 'Fill in the registration information' form. This form is divided into 'Personal Information' and 'Company Information' sections. The 'Personal Information' section includes fields for Name, Nationality, E-mail, and Mobile. The 'Company Information' section includes a checkbox for 'Same with my company information', and fields for Company Name, Company Address, and Company Tel. A 'Next' button is at the bottom of the form.

ufi Approved International Event JINHAN FAIR Home & Gifts

测试观众 Logout Current identity: Visitors CN

③

① Add a person

Name	Email	Confirmation	Create Time	Status	Operation
No Data					

ufi Approved International Event JINHAN FAIR Home & Gifts

测试观众 Logout Current identity: Visitors CN

Fill in the registration information

Personal Information

\* Name

\* Nationality

\* E-mail

Mobile

Company Information

☐ Same with my company information

\* Company Name

\* Company Address

\* Company Tel

Next

②

# Procurement matchmaking

- ① Enter product details, purchasing requirements and time scheduled for matchmaking as stipulated in the form
- ② The procurement form is obtainable at the home of the official website. Eligible exhibitors may fill in the form to apply for matchmaking
- ③ Subject to applicants' information, procurement matchmaking staff involve buyers and exhibitors in the matchmaking

The screenshot displays the 'Online Sourcing Meeting' form on the Jinhan Fair Home & Gifts website. The form is titled 'Online Sourcing Meeting' and features three tabs: 'zero-cost', 'Customized', and 'Effective'. Below the tabs, a green button reads 'Start the best virtual meeting today'. The form is divided into several sections:

- Purchaser information:** Includes fields for Corporate name, Nature of company, Email, Website, Name, and Contact number.
- Product details:** Includes a field for Product labeling, a section for Product picture (with a file upload icon and instructions: 'The size of PNG, JPG for with 400\*400 picture cannot exceed 2 MB, and 3 pictures can be uploaded at most'), and fields for Certificate and Quantity.
- Supplier requirements:** Includes fields for Nature of supplier, Company size, Region, and Other.
- Time of appointment:** Includes a field for Time of appointment.

A green 'Submit' button is located at the bottom of the form. Below the form, there is a row of four small images showing people in various settings, likely related to the fair or the sourcing meeting process.

# Procurement matchmaking

Viewable list of applicants via viewers' workstations

ufi Approved International Event

JINHAN FAIR Home & Gifts

测试观众

退出登录

当前身份: 观众

EN

Home

Manage Online Sourcing Meeting

Post Sourcing Requirements

Data analyse

Personal

Message

Online Service

Contacts

Inquiry Management

Biz Hub

Post Buying Leads

Biz hub management

Pre-register for others

Guide

姓名	公司名称	网址	邮箱	电话	提交时间	操作
http://test-izt.kl ef.cn/cn/purchaseMeeting	测试公司	www.baidu.com	ismiae36082@chacu o.net	http://test	2021-09-13 15:12:08	<a href="#">删除</a> <a href="#">更多详情</a>

Registration Info

Company Name

北京昆仑亿发科技股份有限公司

BusinessNature

无

Email

12345697@qq.com

Name

测试观众2

Answers

水晶灯 台灯 落地灯 壁灯 吸顶灯 吊灯 灯笼 灯罩 灯串

Productimg

PurchaseQuantity

1个



# How to maintain "My Workstation"

## List of features

- ① **Browse logs:** View exhibitors and exhibits you have browsed
- ② **My favorite:** To manage the lists of your favorite exhibitors and exhibits
- ③ **Message center:** Negotiate online and view negotiation records
- ④ **Invitation management:** Manage the list of invitations to exhibitors and the list of mutual friends

The screenshot displays the 'My Workstation' profile page for a user named '测试观众' (Test Audience). The page is divided into a left sidebar with navigation options and a main content area for profile management.

**Left Sidebar Navigation:**

- Home
- Manage Online Sourcing M
- Post Sourcing Requiremen
- Data analyse
- Personal
  - Personal information
  - Company Information** (highlighted)
  - Account Management
  - Survey Management
  - Change personal passwor
  - View history
  - My favorites
  - Pre-registration
- Message
- Online Service
- Contacts
- Inquiry Management
- Biz Hub
  - Post Buying Leads
  - Biz hub management
- Pre-register for others
- Guide

**Main Content Area:**

**Basic information**

**Head Image** Please upload your ID photo  
The photo will also be used for the exhibition entry certificate

Passport photo  
No less than 1200\*560 pixel, png or jpg format only, less than 2M

**Company Information**

\* 公司名称  
测试

\* 公司电话  
853 11090000001

公司地址  
公司地址

公司网址  
http:// 公司网址

**Save**

# How to maintain "My Workstation"

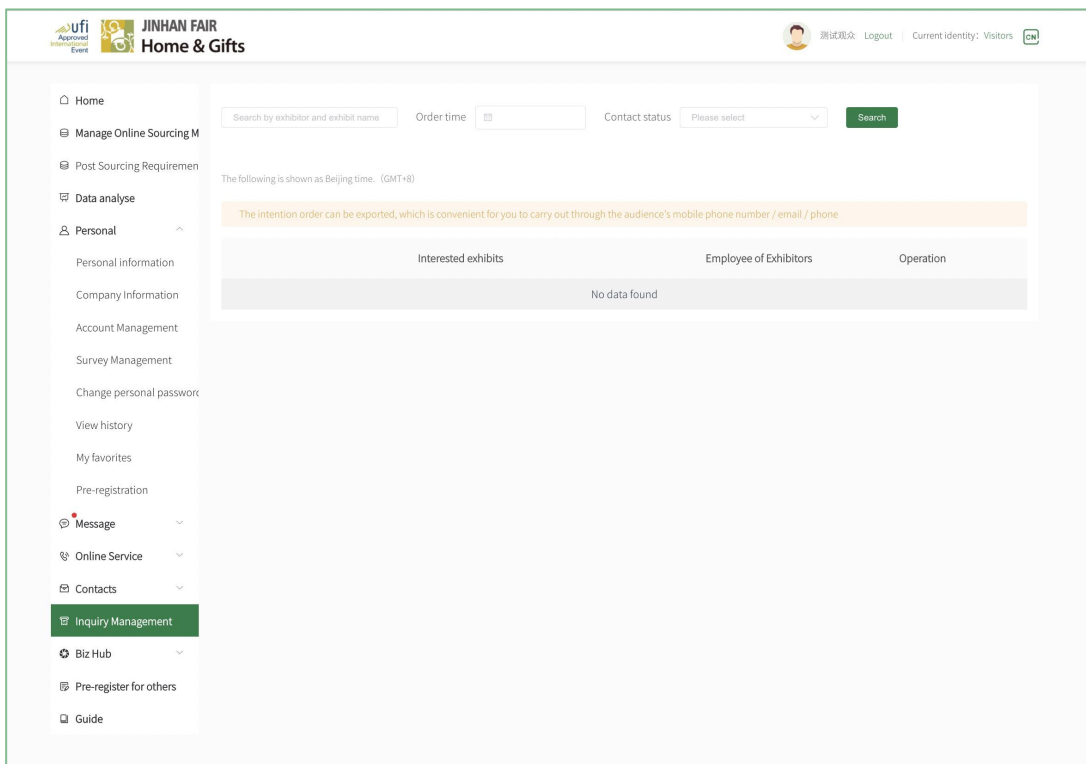
## Management of orders of intent

### ① Features

- Manage the list of orders to exhibitors
- Follow the progress of the orders
- Communicate online with exhibitors
- Check whether exhibitors have read the order information

### ② Quick search

- Quick search using exhibitors or exhibits
- Check the time of order
- Contact status: To follow up the status of the order using "contacted"/"not contacted" buttons



# How to maintain "My Workstation"

## Business Moments

### ① Your demand

— Post your purchasing requirements on Business Moments for quick search

### ② Pictures or videos

- Images must be square in shape in PNG or JPG formats, and limited to 1Mb in size and 9 in number
- Videos must be in MP4, AVI, or FLV formats, and limited to 100Mb in size; you can upload one video and one video cover
- Uploading a video will clear the uploaded images

### ③ Visibility

— Select exhibitor category, and exhibitors in this category will first receive your business moments messages

ufi Approved International Event JINHAN FAIR Home & Gifts

Home Manage Online Sourcing M Post Sourcing Requirement Data analyse Personal Personal Information Company Information Account Management Survey Management Change personal password View history My favorites Pre-registration Message Online Service Contacts Inquiry Management Biz Hub Post Buying Leads Biz hub management Pre-register for others Guide

Please post your sourcing requirements here, our sourcing consultants will help to connect you with prospective suppliers.

Requirement:

Please type here...

Product Images OR Video

Notice: 1. Upload no more than 9 square images in png or jpg format which are less than 1MB.  
2. OR upload a video in mp4, avi, flv format within 100MB. A video cover is highly recommend.

Product Categories: (Please match the exhibitors who can see your publisher network)

Product Categories

Confirm and Post

Product Category

Lightings

Crystal chandeliers Table lamps Floor lamps Wall lamps Ceiling lamps

Chandeliers Lanterns Lampshades, lampstands String lights

Paintings Posters Art prints Picture frames

Glassworks Ceramics Resin craftworks Metal and ironworks Stonecrafts

Wood handicrafts, woodcarvings Alabaster products

Mirrors Wall-mounted & free-standing clocks Ornamental fire-places and accessories

Wall decorations Maritime articles Figures and religion statues Animal statues Vases

Door stops Candleholders

Picture frames, posters and art prints

Contemporary arts & crafts

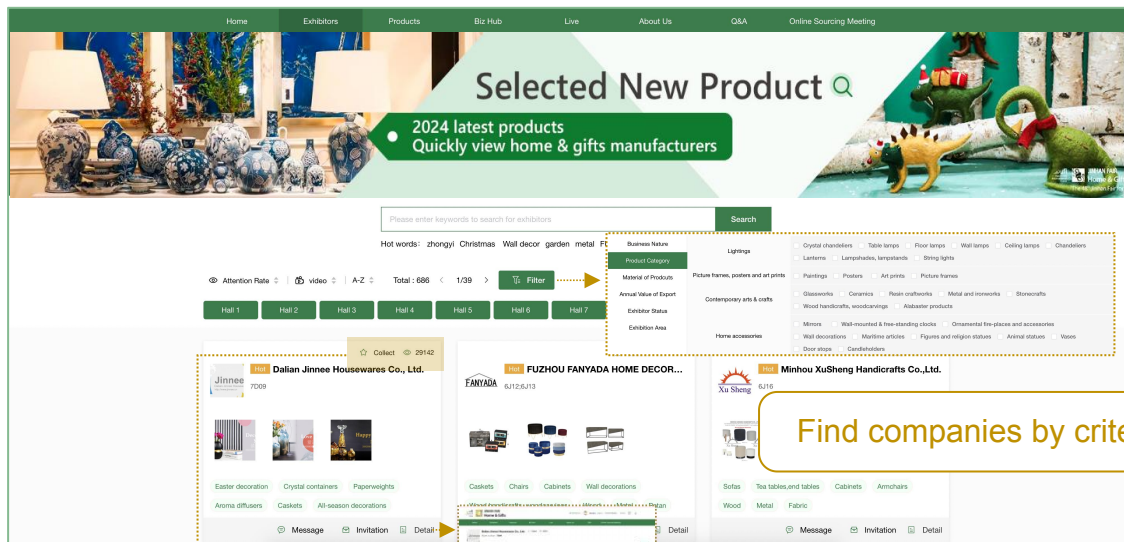
Home accessories

Click "Select category" to select the exhibitor category, and exhibitors in this category will receive your messages on Business Moments

# Search exhibitors

## Method of finding companies

1. Enter company names and keywords in the search box to search
  2. Precisely match them with appropriate companies and exhibits according to the category you select
- ① When a company interests you, click on one of the following:
- Message: Communicate with the exhibitor staff online
  - Invite: Send friend requests to exhibitors and include them in the customer pool
  - Details: View more information and products of the company
  - Favorites: Include them in the favorites list on "My Workstation"



**Favorites:** Click to skip to the favorites list

**Preview:** Collect exhibit views

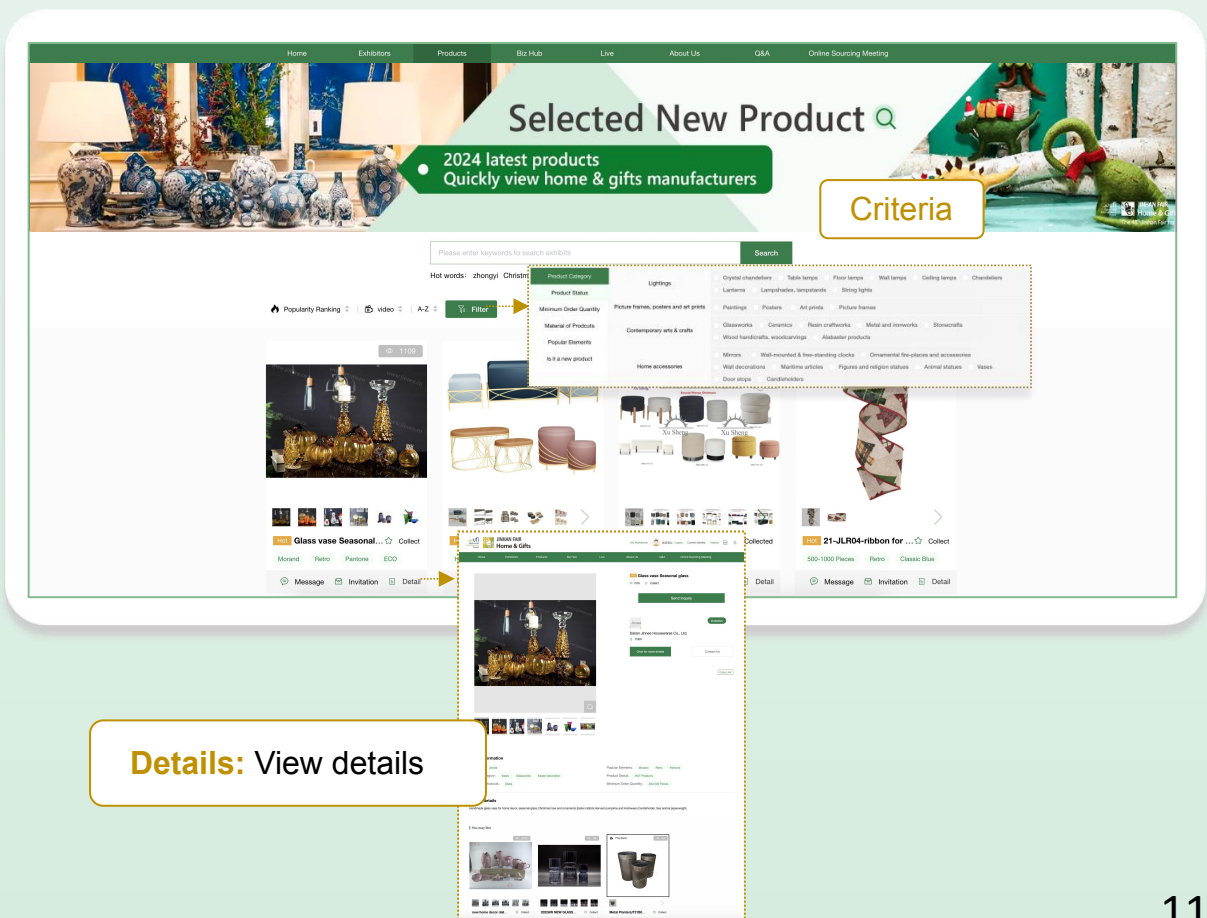
**Details:** View details

# Search exhibits

## Find Exhibits

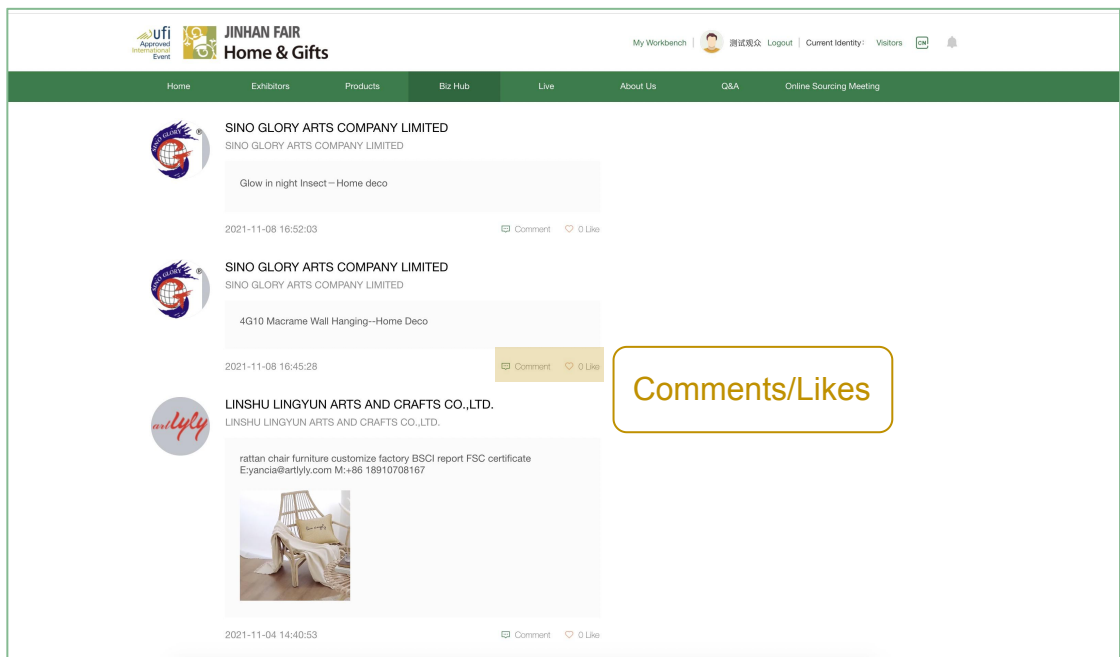
1. Enter exhibit names and keywords in the search box to search
2. Find exhibits by criteria
  - ① When an exhibit interests you, click one of the following:
    - Message: Communicate with the exhibitor staff online
    - Invite
    - Order
    - Details: View more information and products of the company
    - Favorites: Include them in the favorites list on "My Workstation"

You can view the exhibit list according to popularity, uploaded video, and exhibit name in alphabetical order



## Business Moments

- Click "**business moments**" on the home page to view the supply information released by exhibitors, and you can also comment on or like the posted contents.



# Livestream

## ① Live-streaming type :

- 1、 Concurrent activities (organizer livestream)
- 2、 Exhibitor livestream

## ② Sorting order of livestreams :

- 1、 The lists are sorted by “latest” or “popularity”
- 2、 Find livestreamings with a “keyword search”
- 3、 Search for appropriate Livestream programs through “Select start time”/ “Select end time”

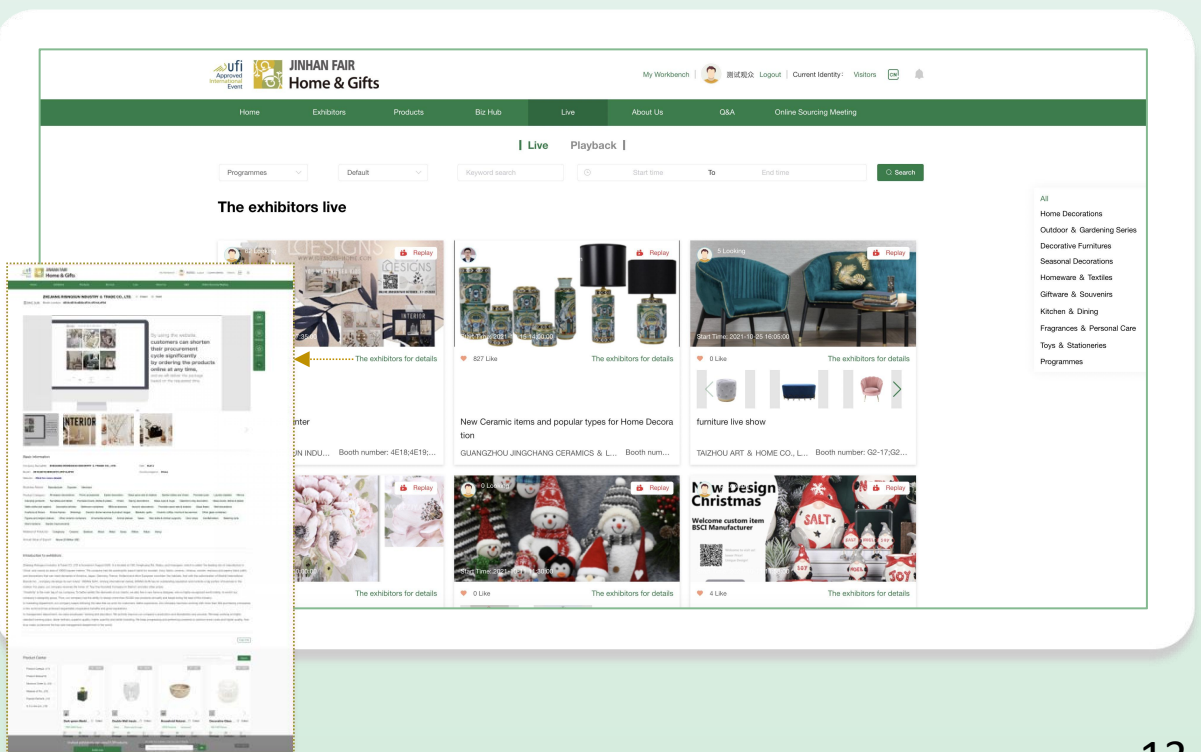
## ③ Livestream status :

### Livestream

- 1、 Before a livestream, the status is “Livestreaming pending”
- 2、 During a livestream, the status is “Livestreaming in progress” and you can exchange business cards with exhibitors

### Playback

- 1、 When the livestream is over, the status is "playback", and the playback is shown





# Contacts

- ① **"Confirmed"**: A list of exhibitors to whom you have send invitations and they have confirmed the invitations
- ② **"Pending Confirmation"**: A list of exhibitors to whom you have send invitations but they haven't confirmed the invitations

